

# MaxMotion

## PERFORMANCE DATA SHEET

Meets or exceeds MEPS (Minimum Efficiency Performance Standards), as described by the US Department of Energy in docket 10CFR431 and Natural Resources Canada's Amendment 14

Catalogue #: **MPRP-104CH**

HP	kW	Voltage	S.F. @ 60Hz	Efficiency	Power Factor	Frame	Design	L.R. Amps
1	0,75	575	1,15	85,6%	0,770	56HC	B	12

60 Hz								Code	F.L. RPM
FLA									
208	230	416	460	480	575	600		L	1756
/	/	/	/	/	1,14	/			

50 Hz								
HP	kW	FLA		S.F. @ 50Hz	Efficiency	Power Factor	Code	F.L. RPM
		190	380					
/	-	/	/	/	/	/	/	/

Wgt. Lbs	PH	Duty	Insul. Class	Amb.	Elevation	Temp. Rise° C
27	3	Cont.	F	40°C	1000M (3300 Ft)	30

% Efficiency		% Power Factor		Torque		Winding Resist. Ω	Safe Cold Start (Secs)
Full Load:	85,6%	Full Load:	0,77	Full Load Ft/Lbs	3,0		
3/4 Load:	86,1%	3/4 Load:	0,68	Locked Rotor %	421		
1/2 Load:	83,1%	1/2 Load:	0,54	Break Down %	502	25,2	12

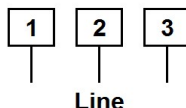
Rotor Inertia Wk2 Lb-Ft2	Max Load Inertia Wk2 Lb-Ft2	Shaft Material	Frame Material	DE Bracket Type	ODE Bracket Type	Enclosure	NEMA Rating	Lead Wire Size
/	/	Steel	Rolled Steel	Aluminium Alloy		TEFC	IP55	16AWG

Ball Bearings		Grease	Mount Type	Orientation	Paint	Sound Pressure @ 3FT	Sound Power
DE	ODE						
6205	6203	Sealed Bearings	Rigid	Horizontal	Black	58	/

Inverter Duty. Motor meets MG1 parts 31.4.4.2	Constant Torque Range	Variable Torque Range	Constant HP RPM
		10:1	20:1

### WIRING CONNECTION DIAGRAM : D

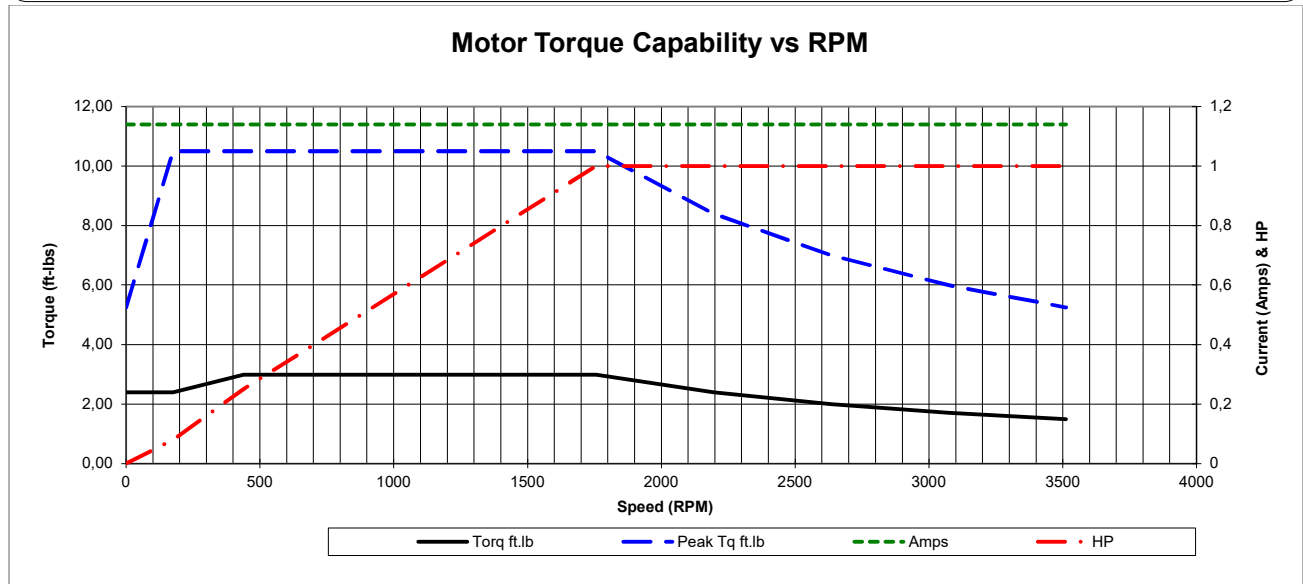
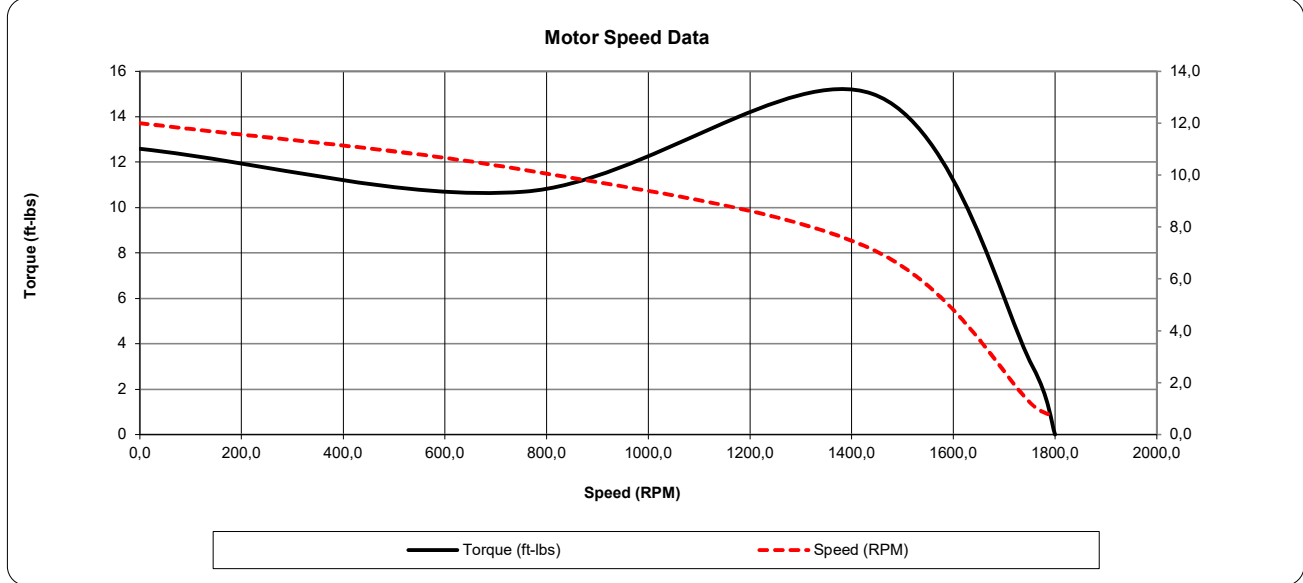
56C, Single Voltage, DOL, 3 Leads WYE Connection  
575 VAC 3 phase



Date: 2024-05-01  
 Customer: \_\_\_\_\_  
 Contact: \_\_\_\_\_  
 Submittee: J.C. Lavallée

Catalogue #: **MPRP-104CH**

Meets or exceeds MEPS (Minimum Efficiency Performance Standards), as described by the US Department of Energy in docket 10CFR431 and Natural Resources Canada's Amendment 14										
HP	VAC	RPM	Enclosure	Frame	Frequency	Design	Poles	LR Code Letter	Insulation Class	Temp. Rise °C
1	575	1756	TEFC	56HC	60	B	4	L	F	30
	0Hz	6Hz	15Hz	30Hz	45Hz	60Hz	75Hz	90Hz	105Hz	120Hz
Amps	1,14	1,14	1,14	1,14	1,14	1,14	1,14	1,14	1,14	1,14
RPM	0	175,6	439	878	1317	1756	2195	2634	3073	3512
Torq ft.lb	2,39	2,39	2,99	2,99	2,99	2,99	2,39	1,99	1,71	1,50
Peak Tq ft.lb	5,25	10,50	10,50	10,50	10,50	10,50	8,40	7,00	6,00	5,25
HP	0	0,1	0,3	0,5	0,8	1,0	1,0	1,0	1,0	1,0
	Locked Rotor	Pull-Up	Breakdown	Rated Load	Idle	Duty	S. F.	Ambient	Elevation	dBA @ 1M
Speed (RPM)	0,0	756	1440	1756	1800	Continuous	1,15	40°C	3,300 ft	58
Current (Amps)	12,0	10,2	7,1	1,1	0,7	<b>VFD Rating: Meets MG1 parts 31.4.4.2</b>				
Torque (ft-lbs)	12,6	10,7	15,0	3,0	0,0	C.T.	10:1	V.T.	20:1	





Date: 2024-05-01  
 Customer: \_\_\_\_\_  
 Contact: \_\_\_\_\_  
 Submittee: J.C. Lavallée

Catalogue #: **MPRP-104CH**

**Meets or exceeds MEPS (Minimum Efficiency Performance Standards), as described by the US Department of Energy in docket 10CFR431 and Natural Resources Canada's Amendment 14**

HP	VAC	RPM	Enclosure	Frame	Frequency	Design	Poles	LR Code Letter	Insulation Class	Temp. Rise °C
1	575	1756	TEFC	56HC	60	B	4	L	F	30

Load %	0%	25%	50%	75%	100%	125%	150%
Amps	0,70	0,74	0,82	0,94	1,14	1,43	1,71
Torq ft/lbs	0	0,73	1,48	2,23	2,99	3,76	4,54
RPM	0	1789	1778	1767	1756	1745	1734
Eff	0	72,30	84,89	87,52	85,60	83,66	81,27
PF	0	35,0	54	68	77,0	78,5	80,9

	Locked Rotor	Pull-Up	Breakdown	Rated Load	Idle	Duty	S. F.	Ambient	Elevation	dBA @ 1M
Speed (RPM)	0	756	1440	1756	1800	Continuous	1,15	40°C	3,300 ft	58
Current (Amps)	12	10,2	7,1	1,14	0,704	<b>VFD Rating: Meets MG1 parts 31.4.4.2</b>				
Torque (ft-lbs)	12,59	10,70	15,01	2,99	0,0	C.T.	10:1	V.T.	20:1	

